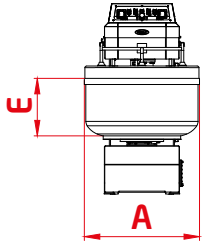


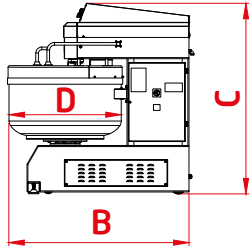


# OTOMATİK SİRAL MİKSER AUTOMATIC SPIRAL MIXER

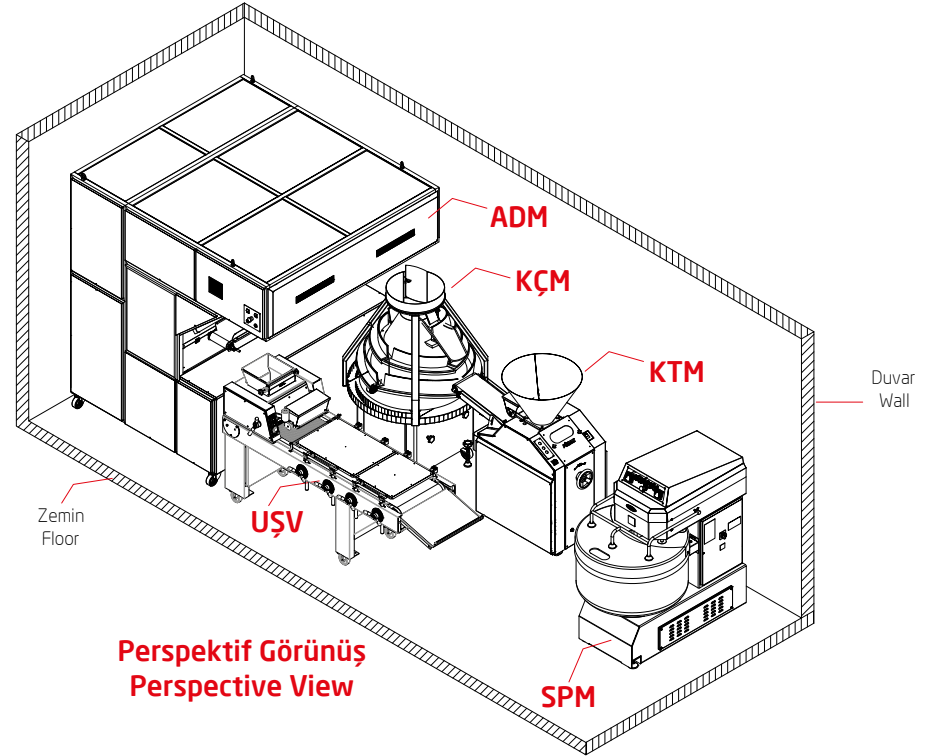
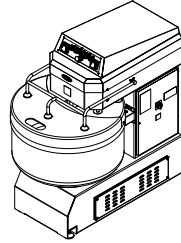
Ön Görünüş  
Front View



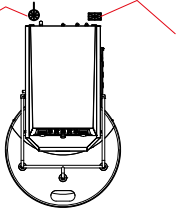
Sağ Yan Görünüş  
Right Side View



Perspektif Görünüş  
Perspective View



1/2" Temiz Su Girişi  
1/2" Clean Water Inlet Pipe



Üst Görünüş  
Top View

**SPM-40**  
Toplam Elektrik Gücü (kW) : 4,1  
Kablo : 5x1,5 mm<sup>2</sup>  
1 Adet 3x16A Sigorta

**SPM-80**  
Toplam Elektrik Gücü (kW) : 7 kW  
Kablo : 5x2,5 mm<sup>2</sup>  
1 Adet 3x16A Sigorta

**SPM-100**  
Toplam Elektrik Gücü (kW) : 7 kW  
Kablo : 5x2,5 mm<sup>2</sup>  
1 Adet 3x16A Sigorta

**SPM-130**  
Toplam Elektrik Gücü (kW) : 8 kW  
Kablo : 5x4 mm<sup>2</sup>  
1 Adet 3x32A Sigorta

**SPM-160**  
Toplam Elektrik Gücü (kW) : 9,5  
Kablo : 5x4 mm<sup>2</sup>  
1 Adet 3x32A Sigorta

**SPM-200**  
Toplam Elektrik Gücü (kW) : 9,5  
Kablo : 5x4 mm<sup>2</sup>  
1 Adet 3P 32A Sigorta

**SPM-250**  
Toplam Elektrik Gücü (kW) : 13,5  
Kablo : 5x4 mm<sup>2</sup>  
1 Adet 3x32A Sigorta

**SPM-40**  
Total Electrical Power (kW) : 4,1  
Cable : 5x1,5 mm<sup>2</sup>  
1 Piece 3x16A Fuse

**SPM-80**  
Total Electrical Power (kW) : 7 kW  
Cable : 5x2,5 mm<sup>2</sup>  
1 Piece 3x16A Fuse

**SPM-100**  
Total Electrical Power (kW) : 7 kW  
Cable : 5x2,5 mm<sup>2</sup>  
1 Piece 3x16A Fuse

**SPM-130**  
Total Electrical Power (kW) : 8 kW  
Cable : 5x4 mm<sup>2</sup>  
1 Piece 3x32A Fuse

**SPM-160**  
Total Electrical Power (kW) : 9,5  
Cable : 5x4 mm<sup>2</sup>  
1 Piece 3x32A Fuse

**SPM-200**  
Total Electrical Power (kW) : 9,5  
Cable : 5x4 mm<sup>2</sup>  
1 Piece 3x32A Fuse

**SPM-250**  
Total Electrical Power (kW) : 13,5  
Cable : 5x4 mm<sup>2</sup>  
1 Piece 3x32A Fuse