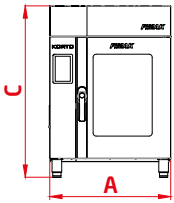




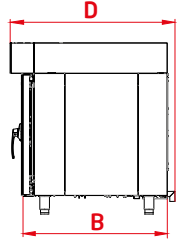
# KORTO KONVEKSİYONEL FIRIN

## KORTO CONVECTION OVEN

Ön Görünüş  
Front View

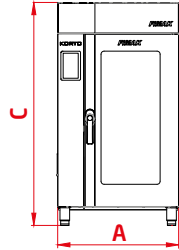


Sağ Yan Görünüş  
Right Side View

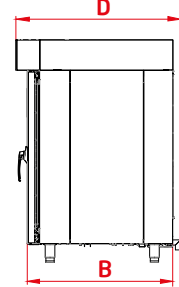


**KORTO FK-6**  
Arkadan Girişli  
Şebeke : 380 V 50 Hz  
Elektrik gücü : 11,2 kW  
Kablo : 5 x 2,5 mm<sup>2</sup>  
Elektrik Bağlantısı :  
1 Adet 3x20A Sigorta

Ön Görünüş  
Front View

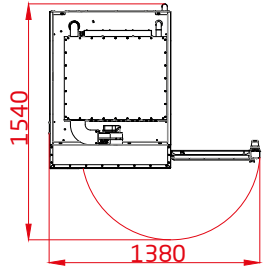


Sağ Yan Görünüş  
Right Side View

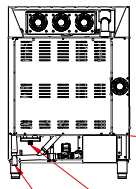


**KORTO FK-10**  
Arkadan Girişli  
Şebeke : 380 V 50 Hz  
Elektrik gücü : 16,5 kW  
Kablo : 5 x 4 mm<sup>2</sup>  
Elektrik Bağlantısı :  
1 Adet 3x32A Sigorta

Üst Görünüş  
Top View

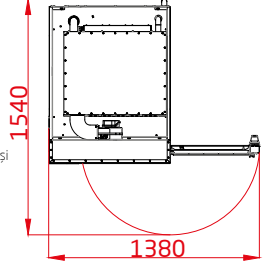


Arka Görünüş  
Behindside View

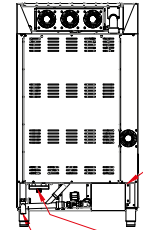


3/4" Bağlantı Temiz Su Girişi  
3/4" Clean Water Inlet Pipe  
Atık Su Gideri Bağlantısı Ø34 mm  
Waste Water Connection Ø34 mm

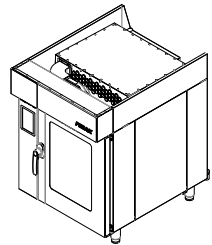
Üst Görünüş  
Top View



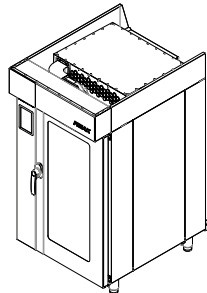
Arka Görünüş  
Behindside View



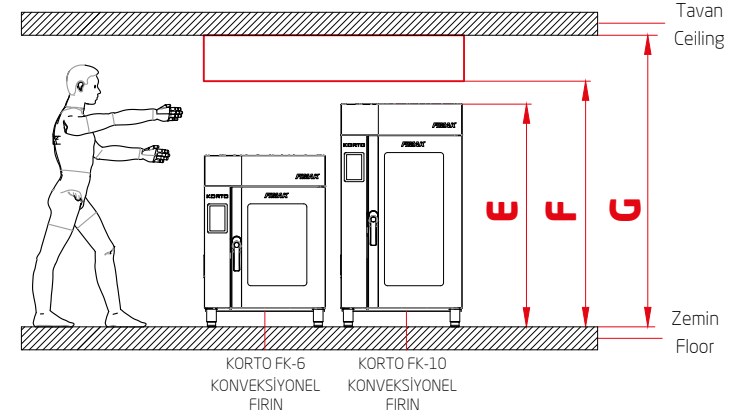
3/4" Bağlantı Temiz Su Girişi  
3/4" Clean Water Inlet Pipe  
Atık Su Gideri Bağlantısı Ø34 mm  
Waste Water Connection Ø34 mm



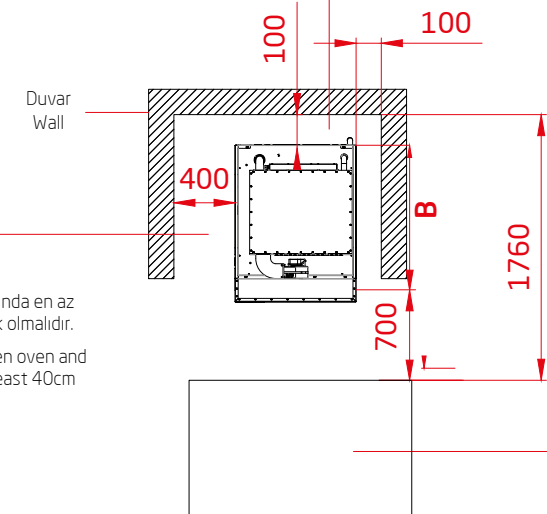
Perspektif Görünüş  
Perspective View



Perspektif Görünüş  
Perspective View



Montaj Boşlukları  
Mounting Holes



Fırın ile duvar arasında en az 10cm kadar boşluk olmalıdır.  
The space between oven and wall should be atleast 10cm

Fırın ile duvar arasında en az 40cm kadar boşluk olmalıdır.  
The space between oven and wall should be atleast 40cm

Üst Görünüş  
Top View

Tezgah  
Counter